

moverse tan fácilmente

(2017)

tomás cabado

3 winds, violin, cello, percussion, keyboard


individual parts that occur at the same time. move together from 1) to 3).

move-se tan fá-cil-men-te

Tomás Cabado

wind I

a sound, somewhere between noise and this note. almost always camouflaged between the other sounds. sometimes, nonexistent.



sustain or repeat

2) tacet

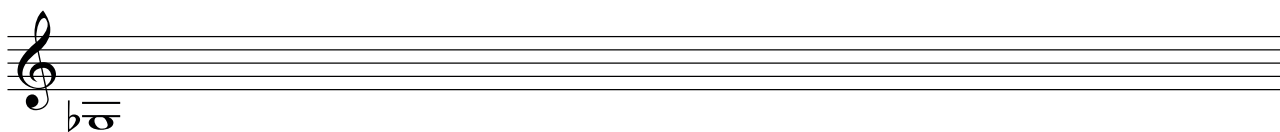
3) tacet

moverse tan fácilmente

Tomás Cabado

wind II

a sound, somewhere between noise and this note. almost always camouflaged between the other sounds. sometimes, nonexistent.

1) 

sustain or repeat

2) tacet


3) tacet

moverse tan fácilmente

Tomás Cabado

wind III

a sound, somewhere between noise and this note. almost always camouflaged
between the other sounds. sometimes, nonexistent.



sustain or repeat

2) tacet

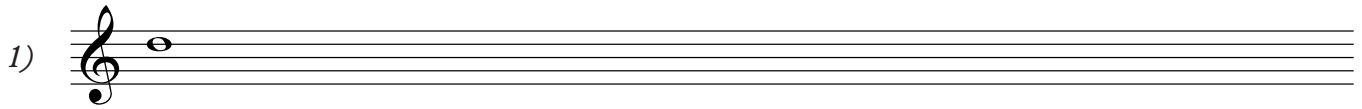
3) tacet

move-se tan fá-cil-men-te

Tomás Cabado

violin

a sound, somewhere between noise and this note. almost always camouflaged between the other sounds. sometimes, nonexistent.



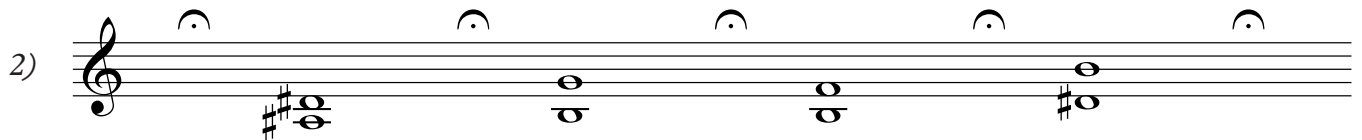
sustain or repeat

[percussion will hold a noise through 2), adding individual tonic sounds]

perc: a tonic sound

another one

etc.



if after these four dyads percussion continues to play pitched sounds: play any of these dyads; or one of its notes; or nothing; as an answer for each sound of the percussion.

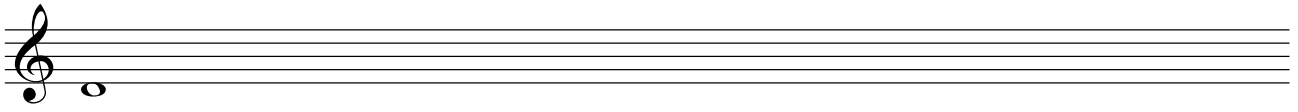
3) tacet

move-se tan fá-cil-men-te

Tomás Cabado


violoncello

a sound, somewhere between noise and this note. almost always camouflaged between the other sounds. sometimes, nonexistent.

1) 
sustain or repeat

[percussion will hold a noise through 2), adding individual tonic sounds]

perc: a tonic sound another one etc.

2) 

if after these four dyads percussion continues to play pitched sounds: play any of these dyads; or one of its notes; or nothing; as an answer for each sound of the percussion.

3) tacet

moverse tan fácilmente

Tomás Cabado

percussion

1) a whitish noise, continuous, camouflaged between the other sounds. continue through 2)

2) this noise continues. eventually, at the same time: a pitched sound. then: waiting (the noise keeps going). again: pitch(es), then waiting. repeat. maybe, at some point, the noise could disappear.
[strings will respond to the sounds]

3) tacet

move-se tan fá-cil-men-te

Tomás Cabado

keyboard

1) tacet [everybody else is playing]

2) tacet [just percussion and strings]

play one by one (maybe sometimes two together) the notes of each chord, in any order, unfolding them or maybe as a melody. let the notes ring as much as possible. when you finish with a chord, listen to its stele. then, when extinguished, move to the next chord.

3)

The musical notation for exercise 3 consists of two staves, treble and bass clef, with a brace on the left. The key signature has one flat (B-flat). The sequence of chords is as follows:

- Chord 1: Treble clef has a single note G4. Bass clef has a triad of notes: B-flat3, D3, and F3.
- Chord 2: Treble clef has a triad of notes: G4, A4, and B4. Bass clef has a triad of notes: B-flat3, D3, and F3.
- Chord 3: Treble clef has a triad of notes: G4, B-flat4, and D5. Bass clef has a single note B-flat3.
- Chord 4: Treble clef has a triad of notes: G4, A4, and B4. Bass clef has a single note B-flat3.
- Chord 5: Treble clef has a triad of notes: G4, B-flat4, and D5. Bass clef has a triad of notes: B-flat3, D3, and F3.